

Lab Companion

High And Low Temperature Test Chamber

T-225-40

Custom Solution

Brief Introduction



The equipment is mainly for industrial products reliability test in high and low temperature condition. The adaptability test of electronic, electrical, automobile, aerospace, Marine weapons, scientific research units and other materials in the environment of high temperature and low temperature storage, transportation and use. The test equipment is mainly used for the product in accordance with the national standard requirements or user-defined requirements. At high and low temperature, the physical and other related characteristics of the product experience environmental simulation test. Through testing to determine the performance of the product and whether it can still meet the predetermined requirements for product design, improvement, identification and factory inspection.

Lab Companion

Specifications and parameters:

Model	T-225-40
Power source	AC220V, 50/60HZ, 1 ϕ 3 wire
Rated current	AC 22A
Total power	5KW
This machine is dedicated to the above marked power supply, please use according to the rated power distribution.If the use area is changed, please contact our company. Service phone 400-628-2786.	
Temperature Range	-40~+180 °C
Temperature fluctuation	$\leq\pm 0.5^{\circ}\text{C}$
Temperature deviation	$\leq 2.0^{\circ}\text{C}$
Temperature uniformity	$\leq\pm 2^{\circ}\text{C}$
Temperature rising rate	25°C→+150°C, Nonlinear no-load approx. 3.0°C/min
Cooling rate	25°C→ -40°C, Nonlinear no-load approx. 1.2°C/min
Internal Dimension	W600*H750*D500 (mm)
External Dimension	W930*H1780*D1360(mm)
Suitable temperature for using	5~30°C
Controller model	Q8 color touch screen
Compressor model	NEU2183*2
Refrigerant	R-404A/R23
Temperature electric heating	3.6KW

Lab Companion

Appearance Introduction and Description:

1. Front and side of the machine



Number	Name	Illustrate
1	Tricolor light	Green light means running, yellow standby, red fault
2	Controller panel	The intelligent operating panel
3	Control panel	Leakage protector and safety control
4	Test hole	An external power supply can be plugged in from the test hole for live product testing
5	Door lock	Pull the vertical bar door upward to open
6	Glass Window	To observe the workings of the inner studio

Lab Companion


2. Control panel



Number	Name	Illustrate
1	Controller	Touch screen programmable controller
2	The USB interface	Used to copy data related to curves or documents.
3	Emergency stop switch	Used to connect the device and cut off power supply

Lab Companion


3. Test area



Number	Name	Specification
1	Thermal resistance sensor	Used for panel overtemperature sensing the temperature of the inner box
2	Thermal resistance sensor	Used for the controller to sense the temperature of the inner box
3	The air outlet	Test area circulates air outlet
4	Sealant	Heat preservation and air leakage prevention
5	Sample rack track	Used to secure the sample holder
6	Sample holder	Used to place test products

Lab Companion

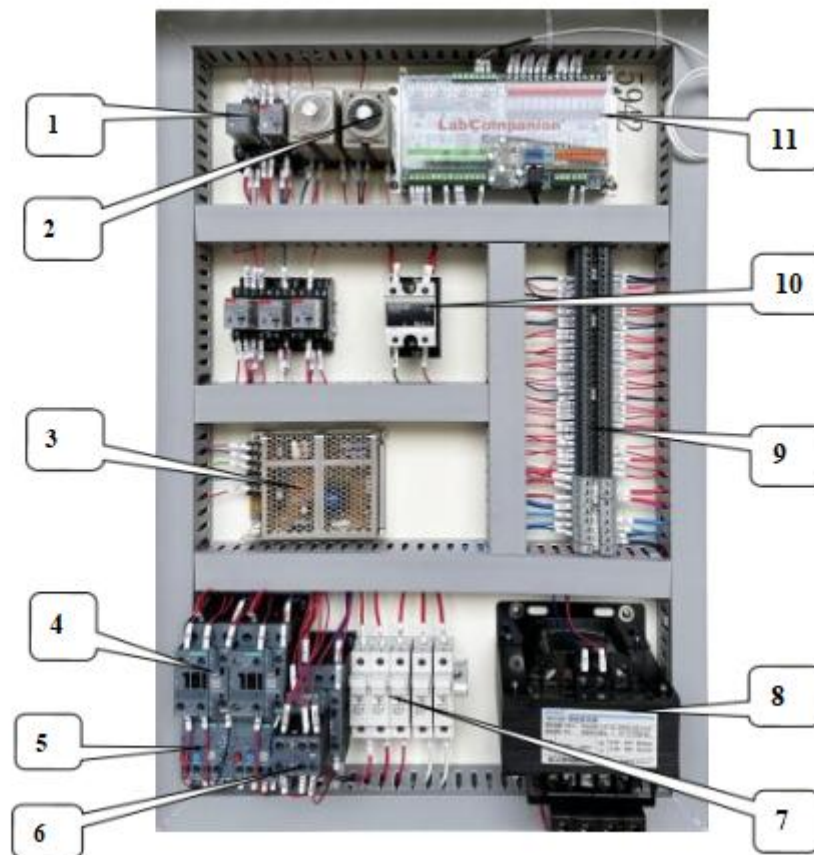
4. The cooling machine room



Number	Name	Illustrate
1	Pressure protection controller	When the pressure is too high, the machine will alarm
2	Compressor	Compression cooling
3	Filter dryer	Remove debris from the cooling system
4	Oil separator	Separate refrigerant and chilled oil
5	Condenser	Cool the refrigerant

Lab Companion

5. Power distribution room



Number	Name	Number	Name
1	Intermediate relay	7	Fuse
2	Time relay	8	Transformer
3	Dc power supply	9	Connector terminal
4	Ac contactor	10	Solid state relay
5	Thermal overload relay	11	Temperature controller
6	Auxiliary contact		

Lab Companion

Test Report:

Temperature Sensor °C	-40°C	-20°C	0°C	40°C	85°C	125°C	150°C
1	-38.6	-19.7	0.5	40.7	85.3	125.7	149.8
2	-39.0	-20.0	0.8	40.5	85.5	126.0	149.6
3	-39.3	-20.3	0.3	41.0	85.1	125.4	150.0
4	-39.5	-20.5	0.6	40.8	85.4	125.8	150.3
5	-39.7	-20.2	0.7	40.6	85.7	125.3	150.5
6	-39.3	-20.6	1.0	40.2	85.9	124.9	150.8
7	-39.6	-20.8	1.3	40.5	86.1	125.1	150.6
8	-39.9	-21.0	1.5	40.9	86.3	125.3	150.2
9	-40.1	-21.1	1.2	40.7	86.0	125.5	150.0
Temperature deviation	1.4	1.1	1.5	1.0	1.3	1.0	0.8
Temperature uniformity	1.5	1.4	1.2	0.8	1.2	1.1	1.2